

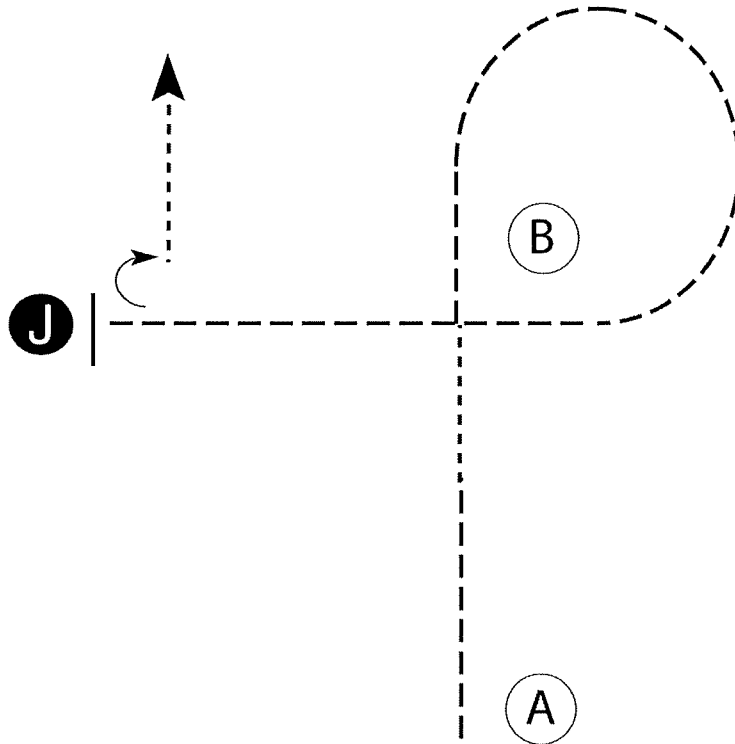
# Itasca Sunset Saddle Club

## Showmanship (Pee Wee)

Show Date: June 2, 2018

W W W . H O R S E S H O W P A T T E R N S . C O M

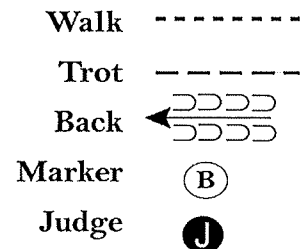
W W W . H O R S E S H O W P A T T E R N S . C O M



Be ready at A.

1. Trot halfway to B.
2. Walk two horse lengths.
3. Trot to and around B as shown.
4. Trot to the judge. Stop and set up for inspection.
5. When dismissed, perform a 90 degree turn and walk straight away.

Follow the instructions of your ring steward.



[SWT-78]

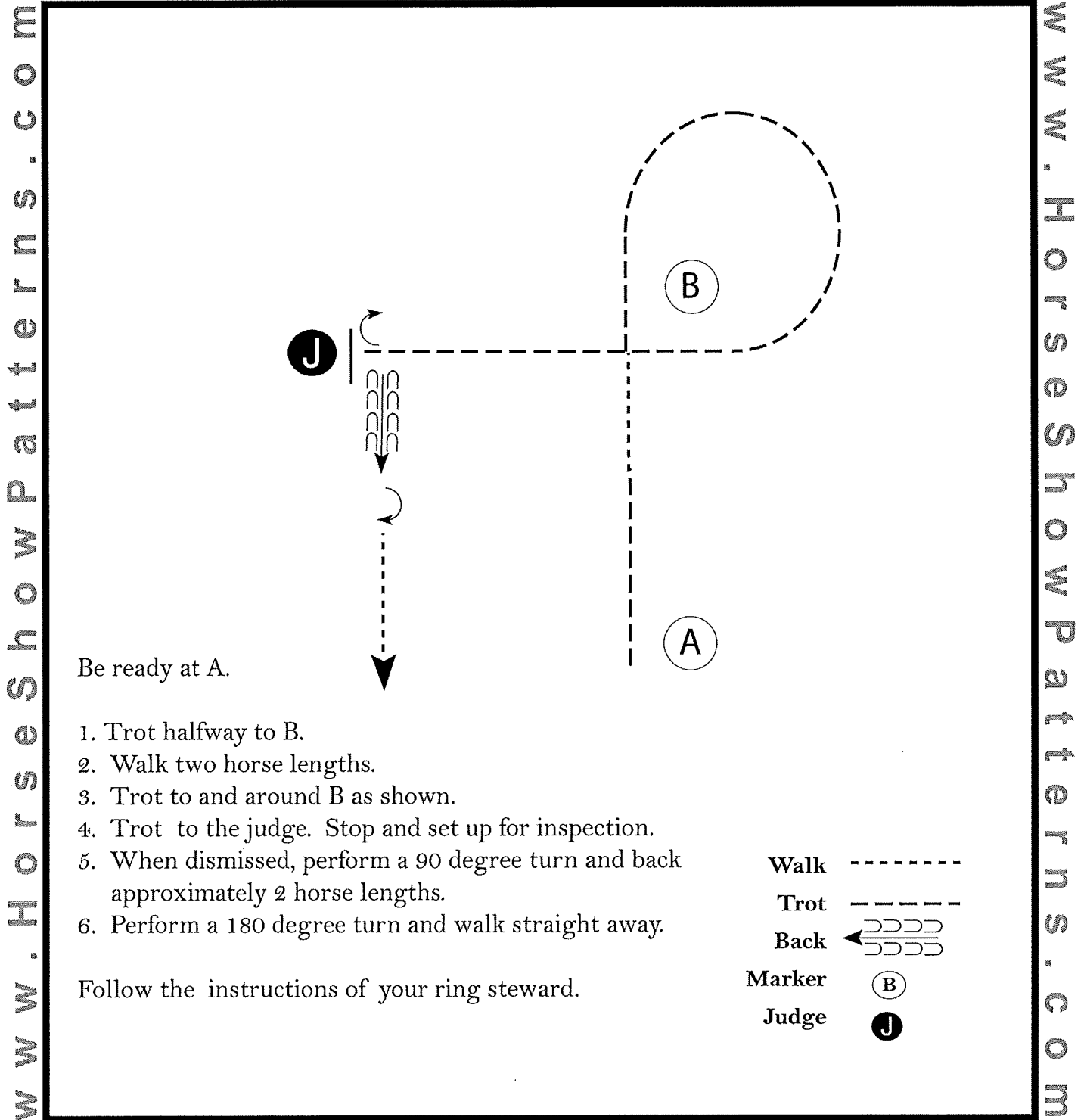
Pattern Provided by:

*Sherrie A Nichols*

# Itasca Sunset Saddle Club

Showmanship (Jr, Int, Sr, Sr+, Sr++)

Show Date: June 2, 2018



Be ready at A.

1. Trot halfway to B.
2. Walk two horse lengths.
3. Trot to and around B as shown.
4. Trot to the judge. Stop and set up for inspection.
5. When dismissed, perform a 90 degree turn and back approximately 2 horse lengths.
6. Perform a 180 degree turn and walk straight away.

Follow the instructions of your ring steward.

Walk -----  
Trot - - - - -  
Back ← C C C C  
Marker (B)  
Judge (J)

[S/2-78]

Pattern Provided by:  
*Sherrie A Nichols*

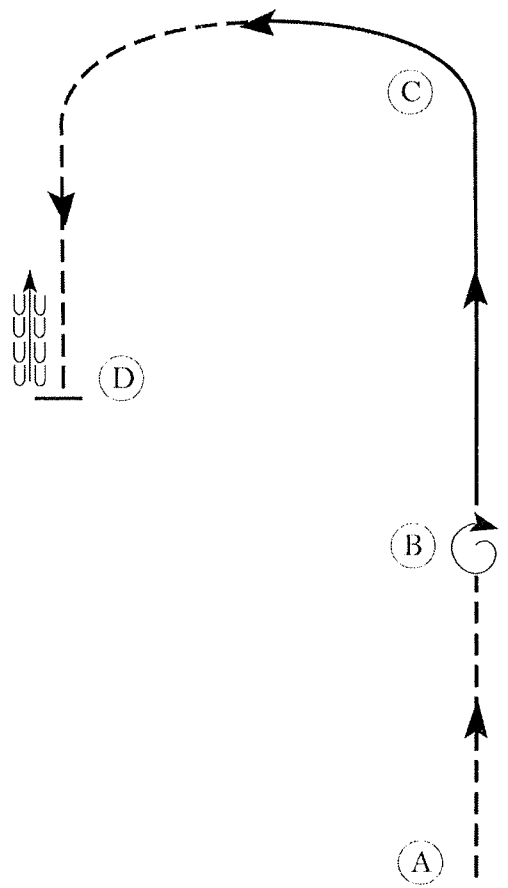
# Itasca Sunset Saddle Club

## English Equitation (Jr, Int, Sr, Sr+, Sr++)

Show Date: June 2, 2018

www.HorseShowPatterns.com

www.HorseShowPatterns.com



Be ready at A.

1. Posting trot on the left diagonal from A to B.
2. Stop at B and turn on the forehand 360 degrees to the right.
3. At B, canter on the ~~right~~<sup>left</sup> lead.
4. At the top of the arc, transition to the posting trot to D.
5. Stop and back approximately one horse length at D.

Exit at a sitting trot.

Walk	-----
Trot	- - - - -
Extended Trot	-----
Canter	-----
Leg Yield	
Lead Change	↙
Back	←←←
Marker	(B)
Sidepass	←←
Hand Gallop	-----

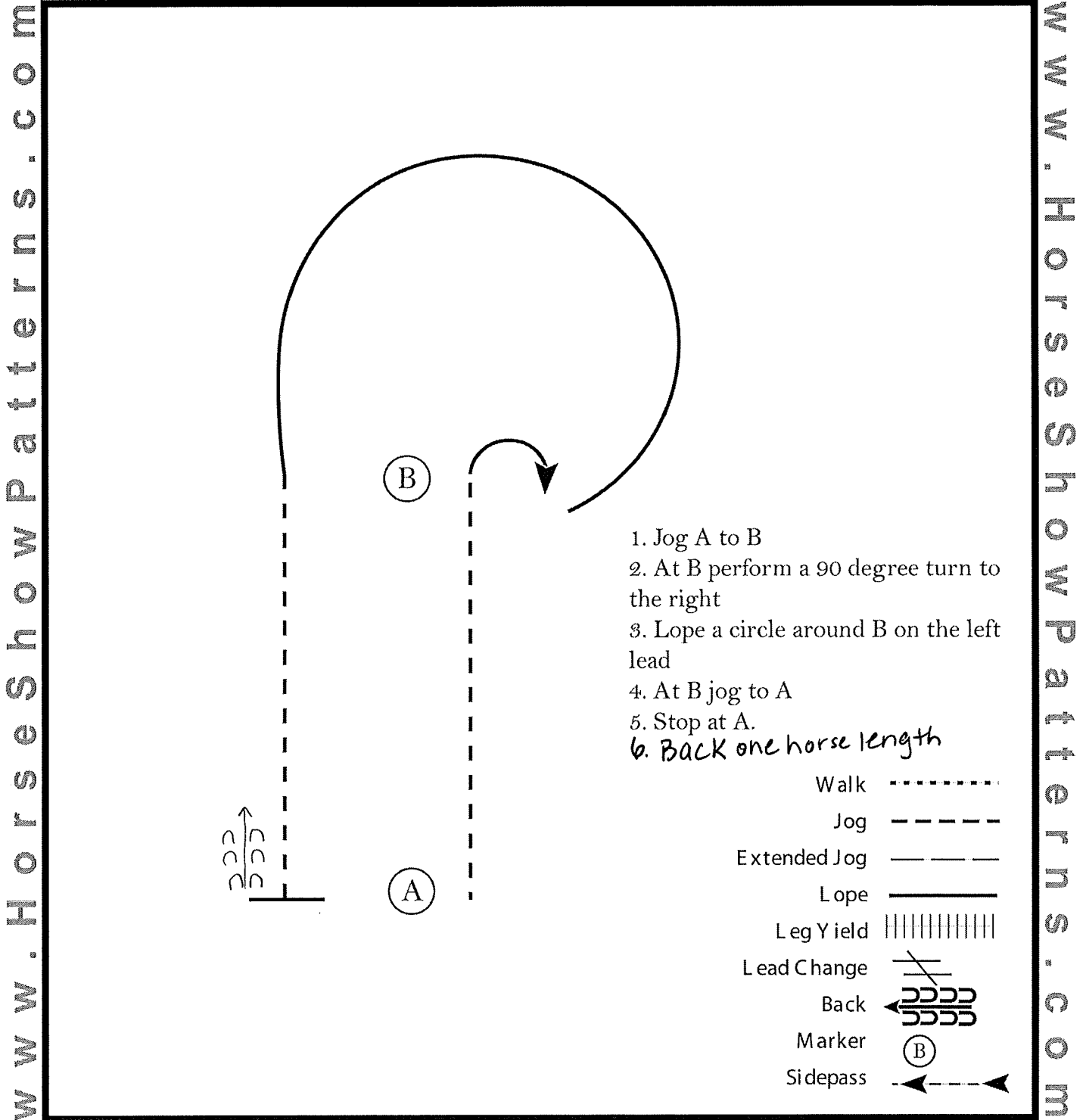
[HSE/2-22]

**Pattern Provided by:**  
**Sherrie A Nichols**

# Itasca Sunset Saddle Club

## Western Horsemanship (Pee Wee)

Show Date: June 2, 2018



[WH/1-14]

Pattern Provided by:

*Sherrie A Nichols*

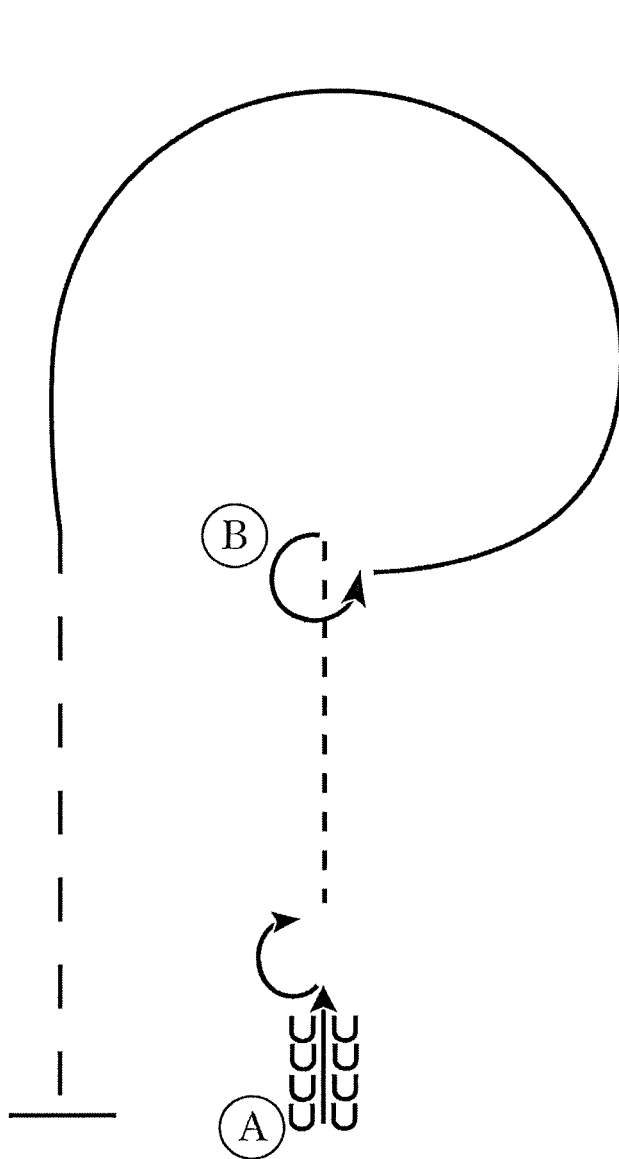
# Itasca Sunset Saddle Club

## Western Horsemanship (Jr, Int, Sr, Sr+, Sr++)

Show Date: June 2, 2018

www.HorseShowPatterns.com

www.HorseShowPatterns.com



1. Back 4 steps at A.
2. Perform a 180 degree turn to the right.
3. Jog to B.
4. At B perform a 270 degree turn to the left .
5. Lope a circle around B on the left lead.
6. At B extend the jog to A.
7. At A stop.

Walk	.....
Jog	-----
Extended Jog	—————
Lope	—————
Leg Yield	
Lead Change	↘
Back	← ← ←
Marker	Ⓚ
Sidepass	←-----→

[WH/2-8]

Pattern Provided by:  
*Sherrie A Nichols*

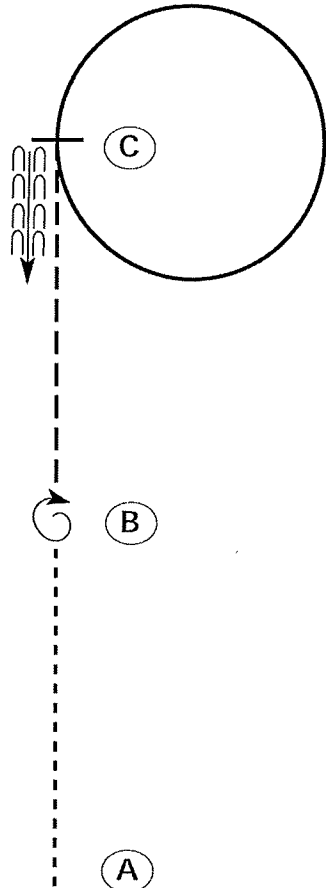
# Itasca Sunset Saddle Club

## Bareback Equitation (All Ages)

Show Date: June 2, 2018

W W W . H O R S E S H O W P A T T E R N S . C O M

W W W . H O R S E S H O W P A T T E R N S . C O M



Be ready at A.

1. Walk from A to B.
2. Stop at B and perform a 360 degree turn to the right.
3. Jog to C.
4. Even with C, lope a circle to the right on the right lead.
5. Stop at C and back one horse length.

Follow the instructions of your ring steward.

Walk	-----
Jog	- - - - -
Extended Jog	- - - - -
Lope	—————
Leg Yield	
Lead Change	— / —
Back	← — — — —
Marker	Ⓚ
Sidepass	← — — — — →

[WH/1-47]

Pattern Provided by:  
*Sherrie A Nichols*